


# Directrac® Sign Displays

*Versatile and Convenient Signage Solutions*



## *Features & Benefits:*

### ***Innovation and Flexibility***

- Change promotional posters or signs in seconds with Lavi's Directrac® Removable Inner Cartridges.
- The side panel snaps open and shut easily, offering convenience when changing display media.
- Directrac's clever design camouflages the side panel opening, deterring unauthorized tampering.

- Flexible advertising display offers double-sided viewing.
- Quick-snap poster holders, strip channels and changeable letter cartridges are available.
- All hardware and clear acrylic media protector windows are included.

# Directrac® Sign Displays

Versatile and Convenient Signage Solutions



50-4500 (standard)  
50-4501 (curved)



50-4520



50-4510



50-4512




50-4514

	DIRECTRAC® FLOOR STAND SIGN 22" X 28"	DIRECTRAC® FLOOR STAND SIGN 24" X 36"	DIRECTRAC® WALL-MOUNT SIGN 22" X 28"	DIRECTRAC® WALL-MOUNT SIGN 24" X 36"	DIRECTRAC® WALL-MOUNT SIGN 27" X 41"
Available Finishes	Satin Aluminum, Wrinkle Black, Wrinkle Charcoal, Verdi Gris, Pacific Sand, Gloss (Wet) Black, Hunter Green, Wheel White	Satin Aluminum, Wrinkle Black, Wrinkle Charcoal, Verdi Gris, Pacific Sand, Gloss (Wet) Black, Hunter Green, Wheel White	Satin Aluminum, Wrinkle Black, Wrinkle Charcoal, Verdi Gris, Pacific Sand, Gloss (Wet) Black, Hunter Green, Wheel White	Satin Aluminum, Wrinkle Black, Wrinkle Charcoal, Verdi Gris, Pacific Sand, Gloss (Wet) Black, Hunter Green, Wheel White	Satin Aluminum, Wrinkle Black, Wrinkle Charcoal, Verdi Gris, Pacific Sand, Gloss (Wet) Black, Hunter Green, Wheel White
Base Options	Standard Base, Curved Base	Standard Base (weighted)	—	—	—
Mounting Orientation Options	Vertical	Vertical	Horizontal or Vertical	Horizontal or Vertical	Vertical
Overall Dimensions	62½" x 24" x 16¼"	67½" x 26" x 16¼"	30" x 24" x 3⅜"	38" x 26" x 3⅜"	43" x 30" x 3⅜"
Shipping Weight	53 lbs.	61 lbs.	21 lbs.	27 lbs.	35 lbs.




	DIRECTRAC® POSTER CARTRIDGE	DIRECTRAC® CHANGEABLE LETTER CARTRIDGE	DIRECTRAC® STRIP CHANNEL CARTRIDGE	DIRECTRAC® WIPE-AWAY BOARD CARTRIDGE
Available Finishes	Satin Aluminum or Matte Black	Satin Aluminum or Matte Black	Satin Aluminum or Matte Black	Satin Aluminum or Matte Black
Available Sizes	22" x 28", 24" x 36", 27" x 41"	22" x 28"	22" x 28", 24" x 36"	22" x 28"
Mounting Orientation Options	Horizontal or Vertical (27" x 41" available as Vertical only)	Vertical	Horizontal or Vertical	Horizontal or Vertical

## Options & Accessories:



Curved Base



Wheel Attachment for Standard Base  
80-DT00/ST



¾" Plastic Letters, 300-piece Set  
80-SBLTR/WH