

Handrail Brackets

Interchangeable Stainless Steel Component Series



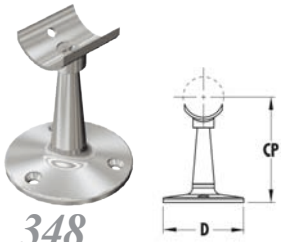
An innovative system that allows you to customize a variety of handrail and short rail projects.

Handrail Brackets

Interchangeable Stainless Steel Component Series

Custom and special orders available. Please call for quote.

Polished Stainless Steel  40  44 Satin Stainless Steel



348
Low Saddle Post



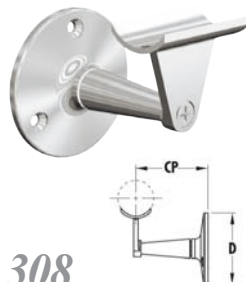
Item#	Tubing	CP	D
348/1H	1 1/2"	3 7/8"	3"
348/2	2"	3 7/8"	3"



348L
Tall Saddle Post



Item#	Tubing	CP	D
348L/1H	1 1/2"	6 1/8"	3"
348L/2	2"	6 1/4"	3"



308
Handrail Bracket



Item#	Tubing	CP	D
308/1H*	1 1/2"	3"	3"
308/2*	2"	3"	3"

*Also available in undrilled (308U)



308GM
Glass Mount Rail Bracket



Item#	Tubing	CP	D
308GM/1H	1 1/2"	2 7/8"	3"
308GM/2	2"	2 7/8"	3"



300STM
Bracket Stem



Item#	Height
300STM	2 3/16"
300STM/L	2 3/16"

Hardware sold separately



300HS
Handrail Saddle



Item#	Tubing
300HS/1H	1 1/2"
300HS/2	2"

Hardware sold separately



300PS
Post Saddle



Item#	Tubing
300PS/1H	1 1/2"
300PS/2	2"

Hardware sold separately



300P
Bracket Mounting Plate



Item#	Diameter
300P	3"
300P/U*	3"

*Undrilled
Hardware sold separately



300GP
Glass Mount Back Plate



Item#	Diameter
300GP	3"

Hardware sold separately

Related Products

Please check our current price list for ongoing information updates.




Lido-Lustre Metal Polish
LB-00202




Lido Weld Adhesive
LB-00201



Wall Return (608)



Flush 147° Angle (730A)



Tubing