



Also available in Gridwall.



NeXtrac® Merchandising

Portable Gondola

NeXtrac® Portable Gondolas put your merchandise where your customers are. Lockable wheels keep merchandise in place, yet allow for instant mobility if needed. Use as a stand-alone display, make runs with 2 or more units, or seamlessly integrate into your checkout queue.

Features & Benefits:

- Large locking casters for mobility.
- One-inch slat spacing allows more merchandise per square foot.
- Modular design can be used stand-alone, in runs, or integrated into your checkout queue.
- Up to 600 lbs. load capacity.



Gondola Link

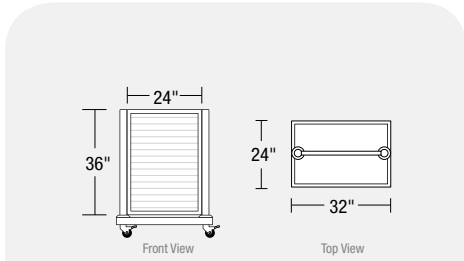
The clever extrusion of our Gondola Link slides into the post grooves to connect multiple Gondolas.



GONDOLA LINK

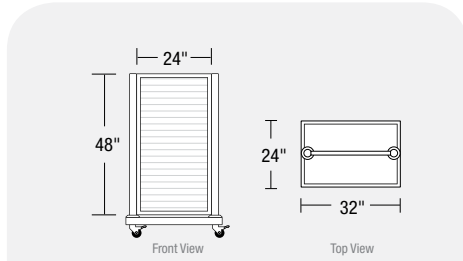
Part Number	Description
80-PGL36	Links two Gondolas

Portable Gondola



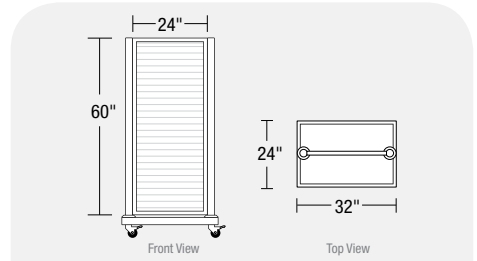
PORTABLE GONDOLA, 32L x 24W x 36H

Part Number	Base color	Post/Frame Color	Panel Color	Wt. [in lbs.]
50-PG2436/GY-MB/MB	Gray	Black	Black	63
50-PG2436/GY-MB/MB/SA	Gray	Black	Satin	63
50-PG2436/GY-MB/SA	Gray	Satin	Satin	63
50-PG2436/MB-MB/MB	Black	Black	Black	63
50-PG2436/MB-MB/MB/SA	Black	Black	Satin	63
50-PG2436/MB-MB/SA	Black	Satin	Satin	63



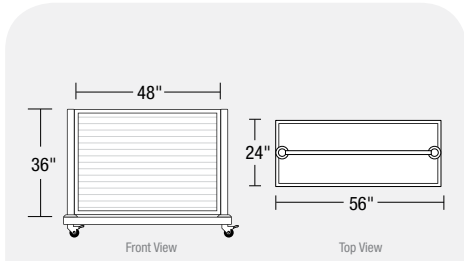
PORTABLE GONDOLA, 32L x 24W x 48H

Part Number	Base color	Post/Frame Color	Panel Color	Wt. [in lbs.]
50-PG2448/GY-MB/MB	Gray	Black	Black	call
50-PG2448/GY-MB/MB/SA	Gray	Black	Satin	call
50-PG2448/GY-MB/SA	Gray	Satin	Satin	call
50-PG2448/MB-MB/MB	Black	Black	Black	call
50-PG2448/MB-MB/MB/SA	Black	Black	Satin	call
50-PG2448/MB-MB/SA	Black	Satin	Satin	call



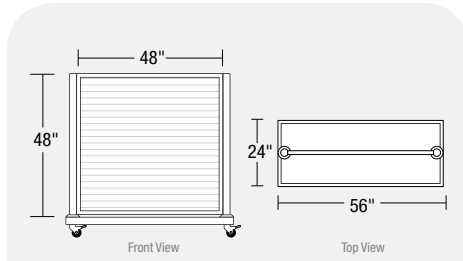
PORTABLE GONDOLA, 32L x 24W x 60H

Part Number	Base color	Post/Frame Color	Panel Color	Wt. [in lbs.]
50-PG2460/GY-MB/MB	Gray	Black	Black	call
50-PG2460/GY-MB/MB/SA	Gray	Black	Satin	call
50-PG2460/GY-MB/SA	Gray	Satin	Satin	call
50-PG2460/MB-MB/MB	Black	Black	Black	call
50-PG2460/MB-MB/MB/SA	Black	Black	Satin	call
50-PG2460/MB-MB/SA	Black	Satin	Satin	call



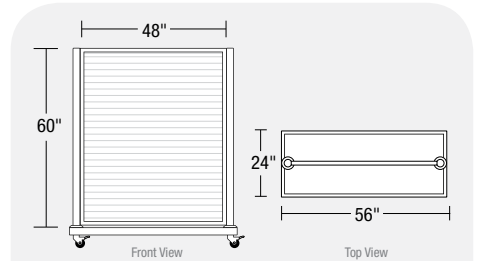
PORTABLE GONDOLA, 56L x 24W x 36H

Part Number	Base color	Post/Frame Color	Panel Color	Wt. [in lbs.]
50-PG4836/GY-MB/MB	Gray	Black	Black	85
50-PG4836/GY-MB/MB/SA	Gray	Black	Satin	85
50-PG4836/GY-MB/SA	Gray	Satin	Satin	85
50-PG4836/MB-MB/MB	Black	Black	Black	85
50-PG4836/MB-MB/MB/SA	Black	Black	Satin	85
50-PG4836/MB-MB/SA	Black	Satin	Satin	85



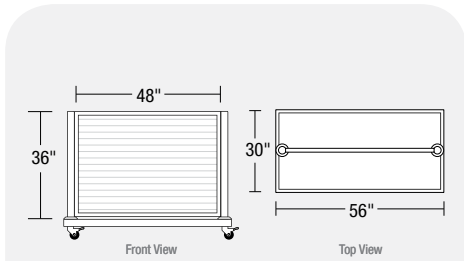
PORTABLE GONDOLA, 56L x 24W x 48H

Part Number	Base color	Post/Frame Color	Panel Color	Wt. [in lbs.]
50-PG4848/GY-MB/MB	Gray	Black	Black	call
50-PG4848/GY-MB/MB/SA	Gray	Black	Satin	call
50-PG4848/GY-MB/SA	Gray	Satin	Satin	call
50-PG4848/MB-MB/MB	Black	Black	Black	call
50-PG4848/MB-MB/MB/SA	Black	Black	Satin	call
50-PG4848/MB-MB/SA	Black	Satin	Satin	call



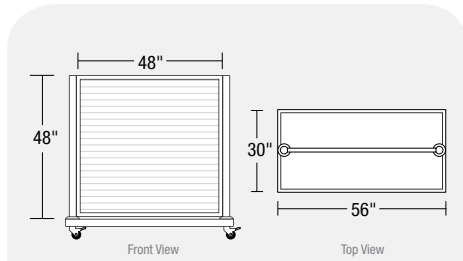
PORTABLE GONDOLA, 56L x 24W x 60H

Part Number	Base color	Post/Frame Color	Panel Color	Wt. [in lbs.]
50-PG4860/GY-MB/MB	Gray	Black	Black	call
50-PG4860/GY-MB/MB/SA	Gray	Black	Satin	call
50-PG4860/GY-MB/SA	Gray	Satin	Satin	call
50-PG4860/MB-MB/MB	Black	Black	Black	call
50-PG4860/MB-MB/MB/SA	Black	Black	Satin	call
50-PG4860/MB-MB/SA	Black	Satin	Satin	call



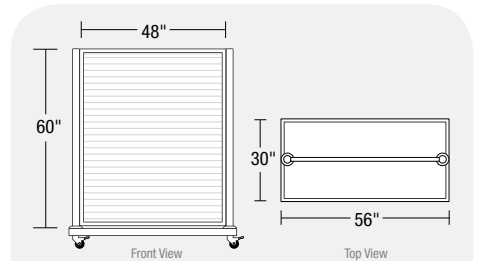
PORTABLE GONDOLA, 56L x 30W x 36H

Part Number	Base color	Post/Frame Color	Panel Color	Wt. [in lbs.]
50-PG4836W/GY-MB/MB	Gray	Black	Black	97
50-PG4836W/GY-MB/MB/SA	Gray	Black	Satin	97
50-PG4836W/GY-MB/SA	Gray	Satin	Satin	97
50-PG4836W/MB-MB/MB	Black	Black	Black	97
50-PG4836W/MB-MB/MB/SA	Black	Black	Satin	97
50-PG4836W/MB-MB/SA	Black	Satin	Satin	97



PORTABLE GONDOLA, 56L x 30W x 48H

Part Number	Base color	Post/Frame Color	Panel Color	Wt. [in lbs.]
50-PG4848W/GY-MB/MB	Gray	Black	Black	call
50-PG4848W/GY-MB/MB/SA	Gray	Black	Satin	call
50-PG4848W/GY-MB/SA	Gray	Satin	Satin	call
50-PG4848W/MB-MB/MB	Black	Black	Black	call
50-PG4848W/MB-MB/MB/SA	Black	Black	Satin	call
50-PG4848W/MB-MB/SA	Black	Satin	Satin	call



PORTABLE GONDOLA, 56L x 30W x 60H

Part Number	Base color	Post/Frame Color	Panel Color	Wt. [in lbs.]
50-PG4860W/GY-MB/MB	Gray	Black	Black	call
50-PG4860W/GY-MB/MB/SA	Gray	Black	Satin	call
50-PG4860W/GY-MB/SA	Gray	Satin	Satin	call
50-PG4860W/MB-MB/MB	Black	Black	Black	call
50-PG4860W/MB-MB/MB/SA	Black	Black	Satin	call
50-PG4860W/MB-MB/SA	Black	Satin	Satin	call