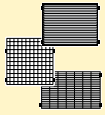

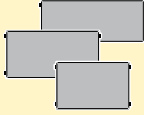





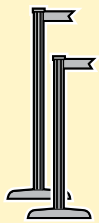
NeXtrac®

Value-added Queuing and In-line Merchandising

| REFERENCE | PRODUCT GROUP | PRODUCT | PRODUCT NUMBER | AVAILABLE FINISHES | USES |
|--|--|---|--------------------------------|--|---|
| Merchandising Panels | | | | | |
|  | Grid Wall Panel | 4' x 4' Open Grid Panel | 50-NX102 | Chrome (CL) or Black (GB) | Provides opportunities for double-sided merchandising. Accepts hooks, trays, shelves and baskets. |
| | | 4' x 2' Open Grid Panel | 50-NX103 | | |
| | | 3' x 4' Open Grid Panel | 50-NX107 | | |
| | | 2' x 6' Open Grid Panel | 50-NX104 | | |
| | Slat Wall Panels | Framed Slatwall Panel 35" x 48" | 50-HSW1004 | Satin (SA) or Black (MB) | |
| | Framed Slatwall Panel 48" x 48" | 50-HSW1005 | | | |
| | Double-sided Grid Wall Merchandising Kit | 4' x 4' Grid Panel | 50-MR002/BK | Black (only) | Two Beltrac® 3000 Merchandising Post, One 4' x 4' Grid Wall Panel, Ten 4' Merchandising Shelves and Ten 4' Shelf Talkers. |
| | QuickClip™ | 48" x 33.5" QuickClip™ Accessory for Slatwall | 50-4620SW | Satin (only) | A QuickClip frame that is especially designed to snap onto a slat wall, offering the ability to add graphics to one side of a merchandising display. |
| Merchandising Accessories: Hooks, Baskets, Bins, Trays and Shelves | | | | | |
|  | Merchandising Bowls | Post-mount Bowl | 80-937BWL | Clear Plastic | Displays small merchandise in bulk. Sign holder (included) highlights features and/or pricing. |
| | | | Side-swing Mounted Bowl | | |
| | Grid Wall Accessories | Grid Wall Small Basket | 809328 | Chrome (CL) or Black (BK) | Displays small, loose merchandise. |
| | | Grid Wall Large Basket | 809326 | | |
| | | 2" Grid Wall Hook | GWH2 | | Neatly displays merchandise in blister packs with punched holes. The length of the hook determines the potential quantity of product displayed. |
| | | 4" Grid Wall Hook | GWH4 | | |
| | | 6" Grid Wall Hook | GWH6 | | |
| | | 8" Grid Wall Hook | GWH8 | | |
| | Slat Wall Accessories | Slat Wall Small Basket | 809680 / 809679 | Chrome / Black | Displays small, loose merchandise. |
| | | Slat Wall Large Basket | 808681 / 806772 | | |
| | | 2" Slat Wall Hook | 808811 | Chrome (CL) or Black (BK) | Neatly displays merchandise in blister packs with punched holes. The length of the hook determines the potential quantity of product displayed. |
| | | 4" Slat Wall Hook | 809049 | | |
| | 6" Slat Wall Hook | 808685 | | | |
| | | 8" Slat Wall Hook | 807235 | | |
| | Accessories for Rigid Rails | Bin Basket for Rigid Rail | 26-AC100/WB | Black (only) | Neatly displays loose, flat products. |
| | | 4" Rigid Rail Hook | RRH4/CL | Chrome (only) | Neatly displays merchandise in blister packs with punched holes. The length of the hook determines the potential quantity of product displayed. |
| | | 6" Rigid Rail Hook | RRH6/CL | | |
| | | 8" Rigid Rail Hook | RRH8/CL | | |
| Literature Holders | Small Literature Holder | 50-921 | Black (only) | Perfect for takeaway information. | |
| | Large Brochure Holder | 56-8511 | | | |
| Shelving | 12" Chrome Slat Wall Knife Shelf Bracket | 80948 | Chrome (only) | Product displays. | |
| | 48" Wire Grid Wall Shelf | GWBS0048/BK | Black (only) | | |
| | 48" Clear Shelf Talker Strip | 80-PTS0048/WS | Clear | | |
| Graphics Panels | | | | | |
|  | Slim Frames—Slotted | 18"x36" Hinged—Clear Acrylic Insert | 50-SFP401H-S/CL | Satin (SA) or Matte Black (MB) | Instantly insert and change out graphics for advertising and/or branding. |
| | | 18"x36" Fixed—Clear Acrylic Insert | 50-SFP401F-S/CL | | |
| | Slim Frames—Unslotted | 18"x36" Fixed—Black Sintra Insert | 50-SFP401F/BK | Satin (SA) or Matte Black (MB) | Provides a more solid barrier than belts. Displays graphics. Recommended for more "permanent" graphics, although can be easily changed with simple tools. |
| | | 18"x36" Hinged—Black Sintra Insert | 50-SFP401H/BK | | |
| | | 24"x48" Hinged—Clear Acrylic Insert | 50-SFP402H/CL | | Specially-sized to fit neatly underneath an In-line Table. |
| | | 24"x48" Hinged—Black Sintra Insert | 50-SFP402H/BK | | |
| | | 24"x44.75" Hinged—Clear Acrylic Insert for use with In-line Table | 50-SFP404H/CL | | |
| | Hinged-Frame Sign Panels | 30" x 48" with Clear or Black Insert | 50-HFP1001/ (CL or BK) | Satin (SA) or Matte Black (MB) | Create barricades with solid black Sintra inserts or display graphics for branding or advertising between protective clear acrylic inserts. |
| | | 30" x 60" with Clear or Black Insert | 50-HFP1002/ (CL or BK) | | |
| | | 36" x 48" with Clear or Black Insert | 50-HFP1003/ (CL or BK) | | |
| | | 30" x 72" with Clear or Black Insert | 50-HFP1004/ (CL or BK) | | |
| | | 48" x 48" with Clear or Black Insert | 50-HFP1005/ (CL or BK) | | |
| | | 48" x 60" with Clear or Black Insert | 50-HFP1007/ (CL or BK) | | |
| 48" x 72" with Clear or Black Insert | | 50-HFP1008/ (CL or BK) | | | |
| 60" x 50" with Clear or Black Insert | 50-HFP1006/ (CL or BK) | | | | |
| QuickClip™ Panel | 47" x 35" Doubled Sided Panel | 50-4612 | Satin (SA) or Matte Black (MB) | Add advertising and/or branding to your queue. | |

NeXtrac[®]

Value-added Queuing and In-line Merchandising

| REFERENCE | PRODUCT GROUP | PRODUCT | PRODUCT NUMBER | AVAILABLE FINISHES | USES |
|--|---|--|---------------------|--|---|
| Signage | | | | | |
|  | Grip Connect | Stainless Steel Sign Clip | 40-FA100 / 44-FA100 | Polished / Satin | Sign Frames can accommodate an array of media options ranging from changeable letters to standard inserts. |
| | | 5" x 23" "Street Sign" Frame | 50-1138H | Satin (SA) or Black (MB) | |
| | Curved Signage | 8.5" x 24" Frame | 50-11801/GM/SA | Satin Aluminum | |
| | | 8.5" x 32" Frame | 50-11802/GM/SA | | |
| | | 6" x 16" Frame | 50-11601/GM/SA | | |
| | | 6" x 24" Frame | 50-11602/GM/SA | | |
| | Connectors | Grip Connector | 50-GCA200/2/C | Satin (C) or Matte Black (MB) | |
| | | Hinge Connector | 50-GCA400/2/C | | |
| | Post Banners | 37" x 12" Double-Sided, Rectangle | 60-RCT1003 | Digitail Imprinting in 4/C Process | |
| | | 66" x 18" Double-Sided, Rectangle | 60-RCT1006 | | |
| | | 90" x 18" Double-Sided, Rectangle | 60-RCT1008 | | |
| | | 37" x 12" x 8" Double-Sided, Angled | 60-AGL1003 | | |
| | | 66" x 18" x 12" Double-Sided, Angled | 60-AGL1006 | | |
| | | 90" x 18" x 9" Double-Sided, Angled | 60-AGL1008 | | |
| | Banner Arm Assembly | 8" Banner Rod | 50-BRA400/C | Satin Aluminum (Only) | |
| 9" Banner Rod | | 50-BRA300/C | | | |
| 12" Banner Rod | | 50-BRA100/C | | | |
| 18" Banner Rod | | 50-BRA200/C | | | |
| 12" Banner Rods - Pair | | 50-BRA100/C/PR | | | |
| Post-Top Signs | Please see Post-Top Sign Frames spec sheet for additional signage options | | | Perfect for directional information. | |
| Rigid Rails | | | | | |
|  | Straight | 3' Straight Rigid Rail Assembly | 50-RRA100/3 | Satin (C) or Black (WB) | Provides a more "permanent" barrier than belts and accepts hooks and bin baskets for merchandising. |
| | | 4' Straight Rigid Rail Assembly | 50-RRA100/4 | | |
| | | 6' Straight Rigid Rail Assembly | 50-RRA100/6 | | |
| | Curved | 4' Curved Rigid Rail Assembly | 50-CRA100/4 | | |
| Tabletops | | | | | |
|  | Tables | Inline Table (no pen holder) | 50-BTA107/4 | Birchwood (BW) or Dark Gray (DG) | Customers can complete paperwork in line. Penholder makes writing convenient. Must be sold with a Rigid Rail or a Slim Frame. |
| | | Inline Table with Pen Holder | 50-BTA106/4 | | |
| Posts | | | | | |
|  | Beltrac 3000 | 40" Retractable-Belt Post with 7' Belt Available in all 15 belt colors | 50-3000 | (WB), (CL), (SA), (CH), (BZ), (GD), (WC), (VG), (PS), (BL), (HG), (SS), (GB), (SB), (TR), (SG), (WW), (UG), (SM) | These posts are an ideal support for in-line merchandising panels and post-connected signage. AVAILABLE POST FINISHES Wrinkle Black (WB) Chrome (CL) Satin (SA) Champagne (CH) Bronze (BZ) Gold (GD) Wrinkle Charcoal (WC) Verdigris (VG) Pacific Sand (PS) Blue (BL) Hunter Green (HG) Sand Stone (SS) Gloss (Wet) Black (GB) Statuary Bronze (SB) Torch Red (TR) |
| | | 40" Receiver Post, no belt | 50-3002 | | |
| | | 48" Receiver Post, no belt | 50-3048 | (WB), (GD), (CL) | |
| | | 66" Receiver Post, no belt | 50-3005 | (SA), (WB), (WC), (VG), (PS), (BL), (HG), (SS), (GB), (SB), (TR) (SG), (WW), (UG), (SM) | |
| | | 72" Receiver Post, no belt | 50-3006 | (CL), (SA), (CH), (WB), (WC), (VG), (PS), (BL), (HG), (SS), (GB), (SB), (TR), (SG), (WW), (UG), (SM) | |
| | | 96" Receiver Post, no belt | 50-3008 | | |