




SPECIFICATIONS

Queue Guard[®] Protective Partitions

Safeguard customers in adjacent queue rows with integrated germ barriers.

- Provides an effective physical shield from customers in adjacent rows of a queue
- Allows customers to still have visibility of the entire queue area
- Use with standard 40-inch-tall queuing stanchions, then repurpose later in a standard post & panel queuing system



 Easily reuse panels in standard queues



Provide the Safeguards Customers Expect



Physical Shield

Provides an added layer of protection within queues.



Peace of Mind

Assures customers that their safety and health is a top priority.



Queue Visibility

Allows customers to have visibility of the entire queuing area.



Easy Installation

Quickly slides into the dovetail grooves of Beltrac posts.



Seamless Integration

Integrates seamlessly with Beltrac® queuing, safety, and signage solutions.



Repurpose Later

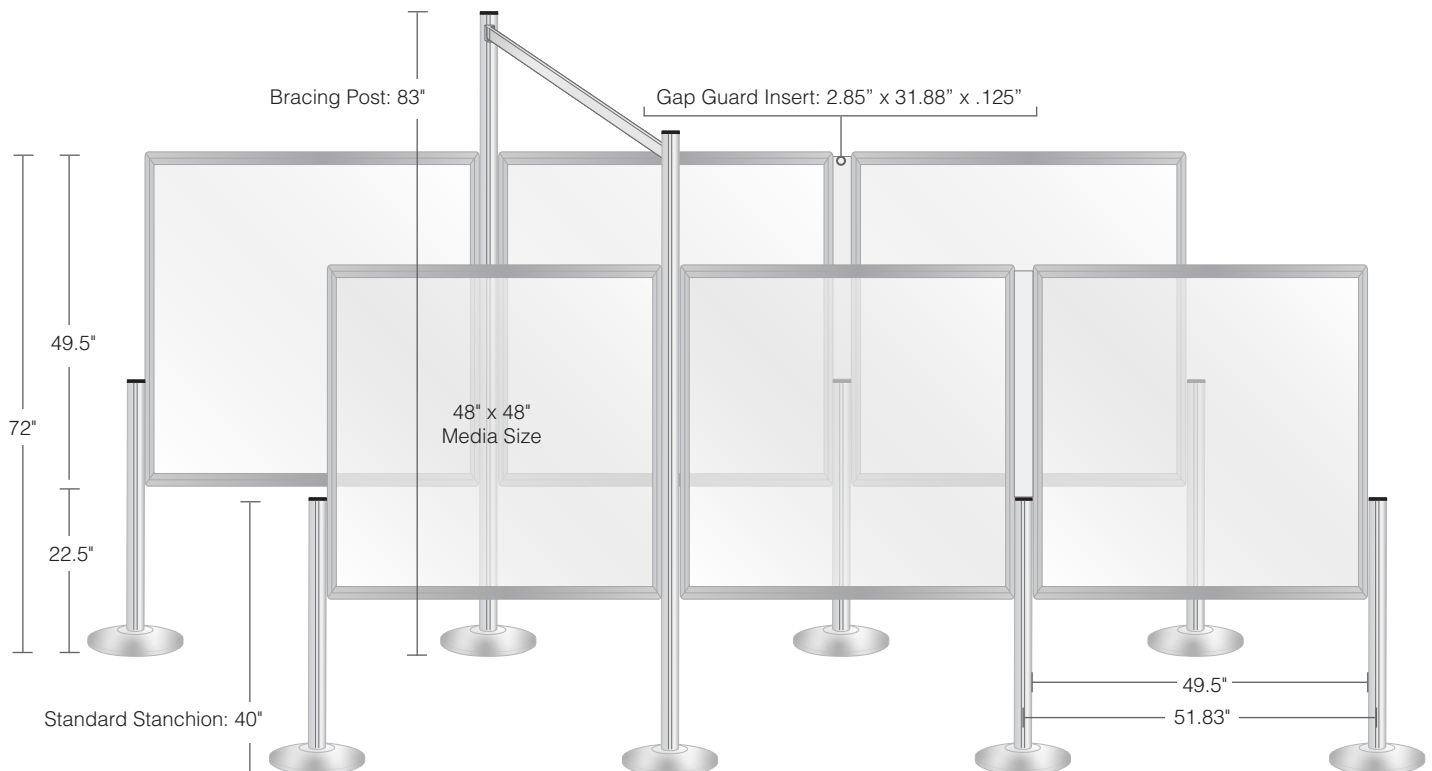
Simply remove the spacers from the stanchion grooves to use as a standard Post & Panel system.

Specifications & Usage


Use with standard 40" queuing stanchions and tall bracing posts for stability



[Watch the video](#)

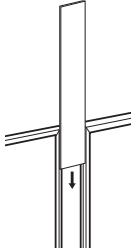


Specifications & Usage



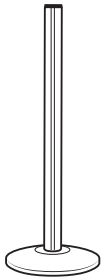
Queue Guard® Protective Panels

Part Number	Part	Description
50-QGP1005/MB/CL	Queue Guard® Panel for Beltrac Post	48" x 48", Black Frame Clear Panel
50-QGP1005/SA/CL	Queue Guard® Panel for Beltrac Post	48" x 48", Satin Frame Clear Panel



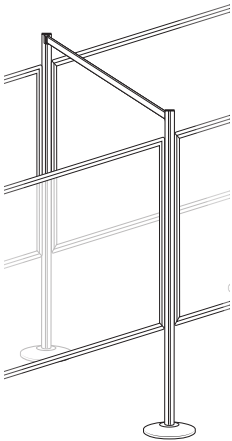
Gap Guard Acrylic Insert

Part Number	Part	Description
80-A332/CL	Filler Panel Standard Post	2.85" x 31.88" x 1/8" Clear Edged Acrylic for Queue Guard®
80-A334/CL	Filler Panel Magnetic Post	2.85" x 33.59" x 1/8" Clear Edged Acrylic for Queue Guard®



Beltrac Standard Height Stanchions

Part Number	Part	Description
50-3002M/A/SA/WC	Queue Guard® Beltrac 40" Stanchion	40" Satin Post, Wrinkle Charcoal 14" Sloped Base, Knockdown
50-3002M/SA/WC	Queue Guard® Beltrac 40" Stanchion	40" Satin Post, Wrinkle Charcoal 14" Sloped Base, Assembled
50-3002A/HB/SA/WC	Queue Guard® Beltrac 40" Stanchion	40" Satin Post, Wrinkle Charcoal Heavy Base, Knockdown
50-3002HB/SA/WC	Queue Guard® Beltrac 40" Stanchion	40" Satin Post, Wrinkle Charcoal Heavy Base, Assembled
M5/N7/WB/SA/NO	Std Beltrac 5.5" Magnetic Base Stanchion	Wrinkle Black Post With No Belt, 5.5" Magnetic Base, Assembled
M5/N7/SA/SA/NO	Std Beltrac 5.5" Magnetic Base Stanchion	Satin Post With No Belt, 5.5" Magnetic Base, Assembled
MG/N7/WB/SA/NO	Std Beltrac 7.5" Magnetic Base Stanchion	Wrinkle Black Post With No Belt, 7.5" Magnetic Base, Assembled
MG/N7/SA/SA/NO	Std Beltrac 7.5" Magnetic Base Stanchion	Satin Post With No Belt, 7.5" Magnetic Base, Assembled



Beltrac Bracing Posts & Bracing Rail

Part Number	Part	Description
50-RRA100/4/C	4-Foot Brace Rail	Satin
50-RRA100/4/WB	4-Foot Brace Rail	Wrinkle Black
CALL	Tall Bracing post	83" Satin Post
CALL	Tall Bracing post	83" Wrinkle Black Post

Visit us Online to Discover More [Social Distancing Queuing Solutions >](#)



Queue Guard® Statement of Intended Use

The intended use of Queue Guard® panels is as an additional layer of protection implemented with other measures such as masks and social distancing already in practice. Government agencies have selected Queue Guard® to assist in protecting their employees and the public against the contraction of Covid-19.

Queue Guard® is designed as a “sneeze guard,” shielding individuals from airborne droplets in a multiple lane queuing environment. The specific layout of Queue Guard® panels should be determined by the facility, considering local building and health codes.

Queue Guard® panels can meet ADA requirements based on their size and functionality. ADA states that the lower portion of a queuing lane barrier should not be more than 27” from the floor. Queue Guard® meets this requirement when needed. The primary goal of the product is to assist in protecting the health of the public.